



Wakefield Park Raceway

Round 3 : April 16 - 18



ASBK.COM.AU f t i y

DUNLOP SUPERSPORT 300 CHAMPIONSHIP

Race 3

Date: 18/04/21
 Event: R13
 Weather: Mostly sunny - Temp: 18.7C
 Track: Dry - Temp: 30.6C

Started at: 14:49:16
 Laps: 10
 Starters: 30
 Printed at: 15:05

PROVISIONAL CLASSIFICATION

Pos	No	Name	Machine	Laps	Race Time	Behind Leader	Behind Prev	Fastest Lap	On Lap
1	72	Ben BAKER (NSW) / Yamaha / YRD / Shoei / Alpinestar / West Sliders / Sydney Dyno	Yamaha YZF-R3	10	10:56.675			1:04.865	6
2	22	Zackary JOHNSON (VIC) / Earmold Aust. / Grinning Dingo Aust. / Rebuilder / Prebuild Solutions	Kawasaki Ninja	10	11:02.518	5.843	5.843	1:05.352	3
3	3	Cameron DUNKER (NSW) / GTR MotoStars Team / RS&C / Doctor Mak / Yamaha / YRD / Link / Pirelli	Yamaha YZF-R3	10	11:03.681	7.006	1.163	1:05.330	3
4	69	Archie McDONALD (NSW) / ProGP Racing Junior Team / GB Racing / Bonamici Racing / Signpro / Pro-bolt	Yamaha YZF-R3	10	11:03.744	7.069	.063	1:04.899	8
5	36	Angus GRENFELL (VIC) / ABU Group / Just Investments / Peek Visual / Ricondi / TERRA / Speed Angle	Yamaha YZF-R3	10	11:04.050	7.375	.306	1:05.454	7
6	121	Reece OUGHTRED (VIC) / Dynoverks / Flux Fitness / TT M-cycles / Cykel / Signpro / LS2 Helmets	Yamaha YZF-R3	10	11:07.860	11.185	3.810	1:05.791	3
7	11	Brandon DEMMERY (NSW) / Motocity / Valor Developments / Jekyll & Hyde / PTT Lubricants / Addicted to Track	Yamaha YZF-R3	10	11:07.917	11.242	.057	1:05.702	4
8	39	Glenn NELSON (QLD) / Buddys Pest Control / Dynoverks / XXX Suspension	Yamaha YZF-R3	10	11:08.042	11.367	.125	1:05.444	9
9	47	Zylas BUNTING (NSW) / Proworx / Blayney M-cycles / Well Sprung M-cycle Suspension / Penrite Oils	Kawasaki Ninja	10	11:08.371	11.696	.329	1:05.637	8
10	20	Jonathan NAHLOUS (NSW) / Complete AV / Anderson Stands / Bikebiz and Race Dynamics	Kawasaki Ninja	10	11:16.183	19.508	7.812	1:06.050	3
11	99	Jacob HATCH (NSW) / Motocity / Valor Developments / Jekyll & Hyde / PTT Lubricants / Addicted to Track	Yamaha YZF-R3	10	11:16.262	19.587	.079	1:06.098	7
12	78	Caleb GILMORE (MWT) / Metcher Motorsport / Siemec / Fusport / Yamaha / YRD / Yamalube	Yamaha YZF-R3	10	11:16.542	19.867	.280	1:06.587	4
13	32	Jai RUSSO (NSW) / Russo Performance / YRD / Yamaha / GTR MotoStars / Ricondi / AGV / TCX	Yamaha YZF-R3	10	11:17.045	20.370	.503	1:06.116	6
14	58	Lucas QUINN (QLD)	Yamaha YZF-R3	10	11:21.860	25.185	4.815	1:06.869	6
15	25	Brodie GAWITH (VIC) / AGV Helmets / Ricondi	Yamaha YZF-R3	10	11:21.861	25.186	.001	1:06.868	6
16	181	Liam WATERS (QLD) / Moto-shed / K1 Racing	Yamaha YZF-R3	10	11:21.901	25.226	.040	1:06.819	4
17	88	Joseph MARINIELLO (VIC) / Traction Control M-sport / In House Innovations / Earmold Aus / Goodlife Health Clubs	Kawasaki Ninja	10	11:26.994	30.319	5.093	1:07.324	9
18	63	Clay CLEGG (NSW) / Williamson Bros / Akubra / Mavin Truck Centre / Central West Electrical	Yamaha YZF-R3	10	11:27.114	30.439	.120	1:07.250	9
19	355	Laura BROWN (NSW) / Bikebiz	Yamaha YZF-R3	10	11:27.202	30.527	.088	1:07.185	9
20	35	Varis FLEMING (VIC) / MotoGo / Suspension Pro	Yamaha YZF-R3	10	11:28.609	31.934	1.407	1:06.471	9
21	91	Taiyo AKSU (QLD) / OP Racing / MMM Motorcycles	Yamaha YZF-R3	10	11:31.141	34.466	2.532	1:07.583	9
22	222	Lincoln KNIGHT (NSW) / Knights Fencing / Excite Motorsports	Yamaha YZF-R3	10	11:31.155	34.480	.014	1:07.692	4
23	45	Jamie PORT (VIC) / Yamaha / AGV / Pirelli / Motul / Ricondi / Verafire	Yamaha YZF-R3	10	11:32.205	35.530	1.050	1:07.857	7
24	12	Henry SNELL (QLD) / Ricondi / AGV	Yamaha YZF-R3	10	11:32.581	35.906	.376	1:07.865	5

Scott Laing
 Chief Timekeeper - Scott Laing

Tom Williams
 Race Director - Tom Williams

Paul Hinds
 Clerk of Course - Paul Hinds



www.computime.com.au
 COMPUTIME RACE TIMING SYSTEMS PTY LTD





Wakefield Park Raceway

Round 3 : April 16 - 18



ASBK.COM.AU f t i y

DUNLOP SUPERSPORT 300 CHAMPIONSHIP

Race 3

Date: 18/04/21
 Event: R13
 Weather: Mostly sunny - Temp: 18.7C
 Track: Dry - Temp: 30.6C

Started at: 14:49:16
 Laps: 10
 Starters: 30
 Printed at: 15:05

PROVISIONAL CLASSIFICATION

Pos	No	Name	Machine	Laps	Race Time	Behind Leader	Behind Prev	Fastest Lap	On Lap
25	110	Zakary PETTENDY (NSW) / bikesales.com	Yamaha YZF-R3	10	11:41.623	44.948	9.042	1:07.483	7
26	51	Samuel PEZZETTA (SA) / Unitech Racing / Remo Contractors / SA Profiling / SA Crush & Recycle	Yamaha YZF-R3	10	11:44.985	48.310	3.362	1:09.041	9
27	56	Jesse WOODS (TAS) / Badger Racing / Tyga Performance / Rodney Creed Chartered Accountant	Kawasaki Ninja	10	11:45.447	48.772	.462	1:09.058	9
28	34	Benjamin ANGELIDIS (ACT) / Full Noise Racing / Freestyle Tattoo Studio / Worth Race Developments	Kawasaki Ninja	10	11:49.705	53.030	4.258	1:09.079	9
DNF	97	Peter NERLICH (VIC) / Proworx / Blayney M-cycles / Well Sprung M-cycle Suspension / Penrite Oils	Kawasaki Ninja	9	10:09.094	17.664		1:06.473	8
DNF	49	Jake FARNSWORTH (NSW) / Full Noise Racing / Freestyle Tattoo Studio / Worth Race Developments	Kawasaki Ninja	9	10:09.525	18.095	.431	1:06.198	7

Fastest Lap was 1:04.865 by Ben BAKER (NSW)

Current race lap record for SS300 class - 1:04.780 by Ben BAKER (NSW) on a Yamaha YZF-R3 set on 18/04/21

The results are provisional until the end of the time limit for protests and appeals.

Scott Laing
 Chief Timekeeper - Scott Laing

Tom Williams
 Race Director - Tom Williams

Paul Hinds
 Clerk of Course - Paul Hinds



www.computime.com.au
 COMPUTIME RACE TIMING SYSTEMS PTY LTD





Wakefield Park Raceway

Round 3 : April 16 - 18



ASBK.COM.AU f t i y

DUNLOP SUPERSPORT 300 CHAMPIONSHIP

Race 3


Date: 18/04/21
 Event: R13
 Weather: Mostly sunny - Temp: 18.7C
 Track: Dry - Temp: 30.6C


Started at: 14:49:16
 Laps: 10
 Starters: 30
 Printed at: 15:05


PROVISIONAL LAP TIMES

No	Name	Lap 1	Lap 2	Lap 3	Lap 4	Lap 5	Lap 6	Lap 7	Lap 8	Lap 9	Lap 10
3	Cameron DUNKER (NSW)	1:10.962	1:06.371	1:05.330	1:05.700	1:06.234	1:05.734	1:05.793	1:05.939	1:05.799	1:05.819
11	Brandon DEMMERY (NSW)	1:12.341	1:06.373	1:05.881	1:05.702	1:05.997	1:05.955	1:06.162	1:06.290	1:06.312	1:06.904
12	Henry SNELL (QLD)	1:17.546	1:08.764	1:08.572	1:07.971	1:07.865	1:08.770	1:08.090	1:08.377	1:07.992	1:08.634
20	Jonathan NAHLOUS (NSW)	1:14.323	1:07.000	1:06.050	1:06.673	1:07.814	1:06.524	1:06.895	1:06.690	1:07.007	1:07.207
22	Zackary JOHNSON (VIC)	1:11.262	1:05.811	1:05.352	1:05.796	1:05.537	1:05.822	1:05.915	1:05.536	1:05.577	1:05.910
25	Brodie GAWITH (VIC)	1:14.840	1:08.404	1:07.043	1:07.268	1:07.054	1:06.868	1:07.375	1:08.043	1:07.303	1:07.663
32	Jai RUSSO (NSW)	1:14.657	1:07.193	1:06.566	1:07.614	1:07.515	1:06.116	1:06.809	1:06.677	1:06.557	1:07.341
34	Benjamin ANGELIDIS (ACT)	1:20.030	1:10.425	1:09.685	1:09.595	1:09.228	1:09.651	1:09.421	1:09.274	1:09.079	1:13.317
35	Varis FLEMING (VIC)	1:16.545	1:09.120	1:07.608	1:08.223	1:09.153	1:08.072	1:07.954	1:08.122	1:06.471	1:07.341
36	Angus GRENFELL (VIC)	1:11.339	1:06.338	1:05.817	1:05.799	1:05.709	1:05.700	1:05.454	1:05.967	1:05.891	1:06.036
39	Glenn NELSON (QLD)	1:13.503	1:06.686	1:05.755	1:06.325	1:06.054	1:06.399	1:05.995	1:05.666	1:05.444	1:06.215
45	Jamie PORT (VIC)	1:18.064	1:08.698	1:08.551	1:08.201	1:07.919	1:08.300	1:07.857	1:08.308	1:07.959	1:08.348
47	Zylas BUNTING (NSW)	1:12.853	1:06.439	1:06.539	1:06.675	1:06.355	1:06.172	1:05.920	1:05.637	1:05.702	1:06.079
49	Jake FARNSWORTH (NSW)	1:16.035	1:06.872	1:06.535	1:06.499	1:08.038	1:06.296	1:06.198	1:06.601	1:06.451	
51	Samuel PEZZETTA (SA)	1:18.891	1:09.797	1:09.889	1:09.763	1:09.657	1:09.896	1:09.353	1:09.309	1:09.041	1:09.389
56	Jesse WOODS (TAS)	1:19.412	1:10.468	1:09.818	1:09.519	1:09.464	1:09.672	1:09.336	1:09.385	1:09.058	1:09.315
58	Lucas QUINN (QLD)	1:14.144	1:07.214	1:06.933	1:07.299	1:08.543	1:06.869	1:07.693	1:08.243	1:07.417	1:07.505
63	Clay CLEGG (NSW)	1:17.047	1:08.609	1:07.918	1:08.076	1:07.881	1:07.610	1:07.259	1:07.504	1:07.250	1:07.960
69	Archie McDONALD (NSW)	1:12.399	1:05.853	1:05.693	1:05.918	1:06.122	1:05.972	1:05.355	1:04.899	1:05.854	1:05.679
72	Ben BAKER (NSW)	1:09.916	1:05.311	1:05.378	1:05.255	1:05.078	1:04.865	1:05.139	1:05.214	1:05.274	1:05.245
78	Caleb GILMORE (MWT)	1:13.785	1:06.664	1:06.735	1:06.587	1:07.900	1:06.742	1:06.874	1:06.855	1:06.971	1:07.429
88	Joseph MARINIELLO (VIC)	1:16.223	1:08.735	1:07.794	1:08.679	1:07.750	1:07.626	1:07.528	1:07.737	1:07.324	1:07.598
91	Taiyo AKSU (QLD)	1:17.010	1:09.350	1:08.671	1:08.124	1:07.651	1:08.026	1:08.358	1:08.163	1:07.583	1:08.205
97	Peter NERLICH (VIC)	1:13.634	1:07.316	1:06.652	1:06.674	1:07.453	1:07.158	1:07.190	1:06.473	1:06.544	
99	Jacob HATCH (NSW)	1:14.777	1:07.672	1:06.305	1:07.684	1:07.181	1:06.387	1:06.098	1:06.470	1:07.078	1:06.610
110	Zakary PETTENDY (NSW)	1:16.328	1:08.191	1:08.747	1:07.846	1:08.004	1:07.848	1:07.483	1:18.885	1:08.695	1:09.596
121	Reece OUGHTRED (VIC)	1:11.794	1:06.248	1:05.791	1:05.893	1:06.133	1:06.044	1:06.566	1:06.289	1:06.481	1:06.621
181	Liam WATERS (QLD)	1:15.691	1:07.837	1:07.304	1:06.819	1:07.076	1:06.988	1:07.094	1:07.862	1:07.484	1:07.746
222	Lincoln KNIGHT (NSW)	1:17.437	1:08.936	1:07.737	1:07.692	1:08.448	1:08.165	1:08.130	1:08.084	1:07.816	1:08.710
355	Laura BROWN (NSW)	1:16.849	1:08.455	1:07.495	1:07.803	1:08.494	1:07.946	1:07.874	1:07.756	1:07.185	1:07.345

The results are provisional until the end of the time limit for protests and appeals.


 Chief Timekeeper - Scott Lang


 Race Director - Tom Williams


 Clerk of Course - Paul Hinds



www.computime.com.au
 COMPUTIME RACE TIMING SYSTEMS PTY LTD





Wakefield Park Raceway

Round 3 : April 16 - 18



DUNLOP SUPERSPORT 300 CHAMPIONSHIP

Race 3

Date: 18/04/21
 Event: R13
 Weather: Mostly sunny - Temp: 18.7C
 Track: Dry - Temp: 30.6C

Started at: 14:49:16
 Laps: 10
 Starters: 30
 Printed at: 15:05

PROVISIONAL SPLIT TIMES

Lap	Split 1	Split 2	Split 3	Lap Time	Lap	Split 1	Split 2	Split 3	Lap Time
3 Cameron DUNKER (NSW) (3rd)					9	18.258	24.394	24.355	1:07.007
1	23.282	23.766	23.914	1:10.962	10	18.340	24.495	24.372	1:07.207
2	18.409	24.199	23.763	1:06.371					
3	<u>18.202</u>	<u>23.520</u>	<u>23.608</u>	<u>1:05.330</u>					
4	18.327	23.671	23.702	1:05.700					
5	18.534	23.772	23.928	1:06.234					
6	18.221	23.709	23.804	1:05.734					
7	18.208	23.703	23.882	1:05.793					
8	18.469	23.574	23.896	1:05.939					
9	18.249	23.718	23.832	1:05.799					
10	18.272	23.697	23.850	1:05.819					
					22 Zackary JOHNSON (VIC) (2nd)				
1					1	23.618	23.837	23.807	1:11.262
2					2	18.255	23.810	23.746	1:05.811
3					3	18.251	<u>23.444</u>	<u>23.657</u>	<u>1:05.352</u>
4					4	18.300	23.694	23.802	1:05.796
5					5	18.362	23.459	23.716	1:05.537
6					6	18.409	23.522	23.891	1:05.822
7					7	18.282	23.660	23.973	1:05.915
8					8	18.322	23.493	23.721	1:05.536
9					9	<u>18.168</u>	23.547	23.862	1:05.577
10					10	18.296	23.681	23.933	1:05.910
					25 Brodie GAWITH (VIC) (15th)				
1					1	25.712	24.743	24.385	1:14.840
2					2	19.345	24.293	24.766	1:08.404
3					3	18.735	24.226	<u>24.082</u>	1:07.043
4					4	18.804	24.224	24.240	1:07.268
5					5	18.744	24.145	24.165	1:07.054
6					6	18.677	<u>24.057</u>	24.134	<u>1:06.868</u>
7					7	<u>18.575</u>	24.311	24.489	1:07.375
8					8	19.017	24.591	24.435	1:08.043
9					9	18.752	24.257	24.294	1:07.303
10					10	19.143	24.404	24.116	1:07.663
					32 Jai RUSSO (NSW) (13th)				
1					1	25.116	25.172	24.369	1:14.657
2					2	19.030	24.076	24.087	1:07.193
3					3	18.425	23.945	24.196	1:06.566
4					4	18.664	24.197	24.753	1:07.614
5					5	18.510	24.634	24.371	1:07.515
6					6	18.354	<u>23.817</u>	<u>23.945</u>	<u>1:06.116</u>
7					7	<u>18.130</u>	23.991	24.688	1:06.809
8					8	18.562	24.155	23.960	1:06.677
9					9	18.431	23.960	24.166	1:06.557
10					10	18.526	24.395	24.420	1:07.341
					34 Benjamin ANGELIDIS (ACT) (28th)				
1					1	28.177	26.155	25.698	1:20.030
2					2	19.705	25.248	25.472	1:10.425
3					3	19.467	24.761	25.457	1:09.685
4					4	19.201	25.168	25.226	1:09.595
5					5	19.378	<u>24.760</u>	25.090	1:09.228
11 Brandon DEMMERY (NSW) (7th)									
1	24.081	24.265	23.995	1:12.341					
2	18.409	23.918	24.046	1:06.373					
3	18.416	23.672	23.793	1:05.881					
4	18.330	<u>23.522</u>	23.850	<u>1:05.702</u>					
5	18.285	23.718	23.994	1:05.997					
6	<u>18.244</u>	23.945	<u>23.766</u>	1:05.955					
7	18.484	23.817	23.861	1:06.162					
8	18.501	23.808	23.981	1:06.290					
9	18.565	23.843	23.904	1:06.312					
10	18.408	24.492	24.004	1:06.904					
12 Henry SNELL (QLD) (24th)									
1	27.132	25.624	24.790	1:17.546					
2	19.180	24.941	24.643	1:08.764					
3	19.235	24.755	24.582	1:08.572					
4	18.764	24.571	24.636	1:07.971					
5	18.835	<u>24.403</u>	24.627	<u>1:07.865</u>					
6	19.077	24.990	24.703	1:08.770					
7	<u>18.639</u>	24.749	24.702	1:08.090					
8	18.909	24.957	<u>24.511</u>	1:08.377					
9	18.781	24.470	24.741	1:07.992					
10	18.840	24.696	25.098	1:08.634					
20 Jonathan NAHLOUS (NSW) (10th)									
1	25.166	24.602	24.555	1:14.323					
2	18.626	24.622	23.752	1:07.000					
3	<u>18.174</u>	24.126	<u>23.750</u>	<u>1:06.050</u>					
4	18.560	<u>24.006</u>	24.107	1:06.673					
5	18.201	24.433	25.180	1:07.814					
6	18.407	24.198	23.919	1:06.524					
7	18.715	24.402	23.778	1:06.895					
8	18.324	24.309	24.057	1:06.690					

Scott Laing
 Chief Timekeeper - Scott Laing

Tom Williams
 Race Director - Tom Williams

Paul Hinds
 Clerk of Course - Paul Hinds





Wakefield Park Raceway

Round 3 : April 16 - 18



ASBK.COM.AU f t i y

DUNLOP SUPERSPORT 300 CHAMPIONSHIP

Race 3

Date: 18/04/21
 Event: R13
 Weather: Mostly sunny - Temp: 18.7C
 Track: Dry - Temp: 30.6C

Started at: 14:49:16
 Laps: 10
 Starters: 30
 Printed at: 15:05

PROVISIONAL SPLIT TIMES

Lap	Split 1	Split 2	Split 3	Lap Time	Lap	Split 1	Split 2	Split 3	Lap Time
6	<u>19.153</u>	25.625	24.873	1:09.651	3	19.186	24.599	24.766	1:08.551
7	19.278	25.166	24.977	1:09.421	4	18.923	24.546	24.732	1:08.201
8	19.326	25.247	<u>24.701</u>	1:09.274	5	18.822	<u>24.439</u>	24.658	1:07.919
9	19.301	24.832	24.946	<u>1:09.079</u>	6	18.789	24.681	24.830	1:08.300
10	19.233	25.105	28.979	1:13.317	7	18.735	24.595	<u>24.527</u>	<u>1:07.857</u>
35 Varis FLEMING (VIC) (20th)					8	18.768	24.793	24.747	1:08.308
1	26.411	25.216	24.918	1:16.545	9	<u>18.674</u>	24.519	24.766	1:07.959
2	19.167	25.647	24.306	1:09.120	10	18.790	24.639	24.919	1:08.348
3	18.977	24.352	24.279	1:07.608	47 Zylas BUNTING (NSW) (9th)				
4	18.853	24.916	24.454	1:08.223	1	24.227	24.580	24.046	1:12.853
5	19.854	24.499	24.800	1:09.153	2	18.307	24.058	24.074	1:06.439
6	19.362	24.607	24.103	1:08.072	3	18.470	23.886	24.183	1:06.539
7	18.891	24.922	24.141	1:07.954	4	18.608	24.003	24.064	1:06.675
8	19.086	24.799	24.237	1:08.122	5	18.402	23.944	24.009	1:06.355
9	18.675	<u>23.885</u>	<u>23.911</u>	<u>1:06.471</u>	6	18.276	23.914	23.982	1:06.172
10	<u>18.563</u>	24.416	24.362	1:07.341	7	18.269	23.815	23.836	1:05.920
36 Angus GRENFELL (VIC) (5th)					8	18.249	<u>23.613</u>	23.775	<u>1:05.637</u>
1	23.447	23.814	24.078	1:11.339	9	18.248	23.706	<u>23.748</u>	1:05.702
2	18.420	24.089	23.829	1:06.338	10	<u>18.215</u>	24.003	23.861	1:06.079
3	18.199	23.717	23.901	1:05.817	49 Jake FARNSWORTH (NSW) (DNF)				
4	18.297	23.620	23.882	1:05.799	1	26.554	25.271	24.210	1:16.035
5	18.335	<u>23.520</u>	23.854	1:05.709	2	18.339	24.420	24.113	1:06.872
6	18.146	23.647	23.907	1:05.700	3	18.311	24.201	24.023	1:06.535
7	<u>18.061</u>	23.651	23.742	<u>1:05.454</u>	4	18.214	<u>24.060</u>	24.225	1:06.499
8	18.509	23.805	<u>23.653</u>	1:05.967	5	18.406	25.242	24.390	1:08.038
9	18.242	23.861	23.788	1:05.891	6	18.244	24.094	23.958	1:06.296
10	18.383	23.767	23.886	1:06.036	7	<u>18.089</u>	24.156	<u>23.953</u>	<u>1:06.198</u>
39 Glenn NELSON (QLD) (8th)					8	18.301	24.311	23.989	1:06.601
1	24.904	24.413	24.186	1:13.503	9	18.176	24.205	24.070	1:06.451
2	18.806	23.954	23.926	1:06.686	51 Samuel PEZZETTA (SA) (26th)				
3	18.225	23.816	23.714	1:05.755	1	27.899	26.086	24.906	1:18.891
4	18.378	23.792	24.155	1:06.325	2	19.604	25.331	24.862	1:09.797
5	18.374	23.847	23.833	1:06.054	3	19.664	25.372	24.853	1:09.889
6	18.531	23.934	23.934	1:06.399	4	19.656	25.148	24.959	1:09.763
7	18.300	23.882	23.813	1:05.995	5	19.598	25.116	24.943	1:09.657
8	18.205	<u>23.645</u>	23.816	1:05.666	6	19.553	25.471	24.872	1:09.896
9	18.192	<u>23.645</u>	<u>23.607</u>	<u>1:05.444</u>	7	19.436	25.055	24.862	1:09.353
10	<u>18.132</u>	24.093	23.990	1:06.215	8	19.603	24.752	24.954	1:09.309
45 Jamie PORT (VIC) (23th)					9	19.390	<u>24.693</u>	24.958	<u>1:09.041</u>
1	27.362	25.769	24.933	1:18.064	10	<u>19.354</u>	25.199	<u>24.836</u>	1:09.389
2	18.972	24.846	24.880	1:08.698	56 Jesse WOODS (TAS) (27th)				

Scott Laing
 Chief Timekeeper - Scott Laing

Tom Williams
 Race Director - Tom Williams

Paul Hinds
 Clerk of Course - Paul Hinds



www.computime.com.au
 COMPUTIME RACE TIMING SYSTEMS PTY LTD





Wakefield Park Raceway

Round 3 : April 16 - 18



ASBK.COM.AU f t i y

DUNLOP SUPERSPORT 300 CHAMPIONSHIP

Race 3

Date: 18/04/21
 Event: R13
 Weather: Mostly sunny - Temp: 18.7C
 Track: Dry - Temp: 30.6C

Started at: 14:49:16
 Laps: 10
 Starters: 30
 Printed at: 15:05

PROVISIONAL SPLIT TIMES

Lap	Split 1	Split 2	Split 3	Lap Time	Lap	Split 1	Split 2	Split 3	Lap Time
1	27.654	26.080	25.678	1:19.412	10	18.181	23.681	23.817	1:05.679
2	19.351	25.727	25.390	1:10.468					
3	19.159	25.487	25.172	1:09.818					
4	19.338	25.170	25.011	1:09.519	72 Ben BAKER (NSW) (1st)				
5	19.155	25.155	25.154	1:09.464	1	22.608	23.513	23.795	1:09.916
6	19.114	25.568	24.990	1:09.672	2	18.143	23.379	23.789	1:05.311
7	19.090	25.240	25.006	1:09.336	3	18.169	23.471	23.738	1:05.378
8	19.258	25.271	24.856	1:09.385	4	18.175	23.428	23.652	1:05.255
9	19.013	25.171	24.874	1:09.058	5	18.113	23.359	23.606	1:05.078
10	19.017	25.281	25.017	1:09.315	6	18.016	23.329	23.520	1:04.865
					7	18.040	23.464	23.635	1:05.139
					8	18.095	23.471	23.648	1:05.214
58 Lucas QUINN (QLD) (14th)					9	18.232	23.513	23.529	1:05.274
1	24.860	24.676	24.608	1:14.144	10	18.081	23.584	23.580	1:05.245
2	18.771	24.221	24.222	1:07.214					
3	18.699	23.977	24.257	1:06.933	78 Caleb GILMORE (MWT) (12th)				
4	18.632	24.310	24.357	1:07.299	1	24.500	24.884	24.401	1:13.785
5	18.710	25.510	24.323	1:08.543	2	18.682	24.142	23.840	1:06.664
6	18.490	24.191	24.188	1:06.869	3	18.328	23.737	24.670	1:06.735
7	18.822	24.632	24.239	1:07.693	4	18.617	23.886	24.084	1:06.587
8	18.904	24.501	24.838	1:08.243	5	18.410	24.539	24.951	1:07.900
9	18.892	24.287	24.238	1:07.417	6	18.473	24.042	24.227	1:06.742
10	18.514	24.665	24.326	1:07.505	7	18.566	24.175	24.133	1:06.874
					8	18.557	24.236	24.062	1:06.855
63 Clay CLEGG (NSW) (18th)					9	18.327	24.280	24.364	1:06.971
1	27.001	25.606	24.440	1:17.047	10	18.600	24.300	24.529	1:07.429
2	19.004	25.094	24.511	1:08.609					
3	19.185	24.527	24.206	1:07.918	88 Joseph MARINIELLO (VIC) (17th)				
4	18.838	24.892	24.346	1:08.076	1	26.264	25.097	24.862	1:16.223
5	18.853	24.464	24.564	1:07.881	2	19.231	24.834	24.670	1:08.735
6	18.738	24.538	24.334	1:07.610	3	18.776	24.600	24.418	1:07.794
7	18.663	24.268	24.328	1:07.259	4	19.104	24.707	24.868	1:08.679
8	18.889	24.368	24.247	1:07.504	5	18.681	24.593	24.476	1:07.750
9	18.721	24.265	24.264	1:07.250	6	18.488	24.626	24.512	1:07.626
10	18.691	24.496	24.773	1:07.960	7	18.550	24.428	24.550	1:07.528
					8	19.092	24.638	24.007	1:07.737
69 Archie McDONALD (NSW) (4th)					9	18.697	24.264	24.363	1:07.324
1	24.308	24.150	23.941	1:12.399	10	18.606	24.445	24.547	1:07.598
2	18.452	23.689	23.712	1:05.853					
3	18.190	23.705	23.798	1:05.693	91 Taiyo AKSU (QLD) (21th)				
4	18.269	23.770	23.879	1:05.918	1	26.566	25.648	24.796	1:17.010
5	18.293	23.937	23.892	1:06.122	2	19.239	25.109	25.002	1:09.350
6	18.253	23.941	23.778	1:05.972	3	19.363	24.731	24.577	1:08.671
7	18.259	23.408	23.688	1:05.355	4	18.859	24.560	24.705	1:08.124
8	17.983	23.382	23.534	1:04.899	5	18.781	24.424	24.446	1:07.651
9	18.268	23.839	23.747	1:05.854	6	18.715	24.799	24.512	1:08.026

Scott Laing
 Chief Timekeeper - Scott Laing

Tom Williams
 Race Director - Tom Williams

Paul Hinds
 Clerk of Course - Paul Hinds



www.computime.com.au
 COMPUTIME RACE TIMING SYSTEMS PTY LTD





Wakefield Park Raceway

Round 3 : April 16 - 18



ASBK.COM.AU f t i y

DUNLOP SUPERSPORT 300 CHAMPIONSHIP

Race 3

Date: 18/04/21
 Event: R13
 Weather: Mostly sunny - Temp: 18.7C
 Track: Dry - Temp: 30.6C

Started at: 14:49:16
 Laps: 10
 Starters: 30
 Printed at: 15:05

PROVISIONAL SPLIT TIMES

Lap	Split 1	Split 2	Split 3	Lap Time	Lap	Split 1	Split 2	Split 3	Lap Time
7	18.968	24.874	24.516	1:08.358	5	18.203	23.966	23.964	1:06.133
8	18.920	24.797	24.446	1:08.163	6	18.159	23.937	23.948	1:06.044
9	18.822	24.136	24.625	1:07.583	7	18.512	24.219	23.835	1:06.566
10	18.741	24.849	24.615	1:08.205	8	18.132	24.272	23.885	1:06.289
					9	18.542	24.125	23.814	1:06.481
					10	18.210	24.265	24.146	1:06.621
97 Peter NERLICH (VIC) (DNF)					181 Liam WATERS (QLD) (16th)				
1	24.710	24.569	24.355	1:13.634	1	26.075	25.132	24.484	1:15.691
2	19.061	24.087	24.168	1:07.316	2	18.679	24.730	24.428	1:07.837
3	18.388	24.046	24.218	1:06.652	3	18.590	24.692	24.022	1:07.304
4	18.697	23.815	24.162	1:06.674	4	18.518	24.397	23.904	1:06.819
5	18.370	24.229	24.854	1:07.453	5	18.853	24.226	23.997	1:07.076
6	18.750	24.122	24.286	1:07.158	6	18.726	24.339	23.923	1:06.988
7	18.512	24.228	24.450	1:07.190	7	18.479	24.437	24.178	1:07.094
8	18.481	23.857	24.135	1:06.473	8	18.938	24.480	24.444	1:07.862
9	18.433	23.891	24.220	1:06.544	9	18.631	24.435	24.418	1:07.484
					10	18.426	24.795	24.525	1:07.746
99 Jacob HATCH (NSW) (11th)					222 Lincoln KNIGHT (NSW) (22th)				
1	25.332	24.773	24.672	1:14.777	1	27.252	25.630	24.555	1:17.437
2	19.088	24.249	24.335	1:07.672	2	19.184	25.159	24.593	1:08.936
3	18.311	23.863	24.131	1:06.305	3	19.053	24.396	24.288	1:07.737
4	18.429	24.232	25.023	1:07.684	4	18.925	24.420	24.347	1:07.692
5	18.422	24.458	24.301	1:07.181	5	19.264	24.616	24.568	1:08.448
6	18.379	23.984	24.024	1:06.387	6	18.862	24.769	24.534	1:08.165
7	18.123	23.848	24.127	1:06.098	7	19.024	24.817	24.289	1:08.130
8	18.603	23.914	23.953	1:06.470	8	19.066	24.760	24.258	1:08.084
9	18.570	23.974	24.534	1:07.078	9	18.994	24.538	24.284	1:07.816
10	18.345	24.270	23.995	1:06.610	10	19.018	24.856	24.836	1:08.710
110 Zakary PETTENDY (NSW) (25th)					355 Laura BROWN (NSW) (19th)				
1	26.705	25.244	24.379	1:16.328	1	26.930	25.419	24.500	1:16.849
2	18.463	24.590	25.138	1:08.191	2	19.069	25.105	24.281	1:08.455
3	19.835	24.392	24.520	1:08.747	3	18.668	24.635	24.192	1:07.495
4	18.981	24.506	24.359	1:07.846	4	18.834	24.771	24.198	1:07.803
5	18.491	24.819	24.694	1:08.004	5	18.852	24.875	24.767	1:08.494
6	18.910	24.501	24.437	1:07.848	6	18.794	24.761	24.391	1:07.946
7	18.551	24.453	24.479	1:07.483	7	18.904	24.764	24.206	1:07.874
8	19.026	33.972	25.887	1:18.885	8	18.738	24.856	24.162	1:07.756
9	18.955	25.015	24.725	1:08.695	9	18.517	24.459	24.209	1:07.185
10	18.727	25.485	25.384	1:09.596	10	18.457	24.402	24.486	1:07.345
121 Reece OUGHTRED (VIC) (6th)									
1	23.906	24.046	23.842	1:11.794					
2	18.382	24.116	23.750	1:06.248					
3	18.067	23.881	23.843	1:05.791					
4	18.124	23.941	23.828	1:05.893					

The results are provisional until the end of the time limit for protests and appeals.

Scott Laing
 Chief Timekeeper - Scott Laing

Tom Williams
 Race Director - Tom Williams

Paul Hinds
 Clerk of Course - Paul Hinds



www.computime.com.au
 COMPUTIME RACE TIMING SYSTEMS PTY LTD





Wakefield Park Raceway

Round 3 : April 16 - 18



ASBK.COM.AU f t i y

DUNLOP SUPERSPORT 300 CHAMPIONSHIP

Race 3

Date: 18/04/21
Event: R13
Weather: Mostly sunny - Temp: 18.7C
Track: Dry - Temp: 30.6C

Started at: 14:49:16
Laps: 10
Starters: 30
Printed at: 15:05

PROVISIONAL FASTEST LAPS SEQUENCE

Lap	Race Pos	No	Name	Machine	Fastest Lap	On Lap
1	1	72	Ben BAKER (NSW)	Yamaha YZF-R3	1:09.916	1
2	1	72	Ben BAKER (NSW)	Yamaha YZF-R3	1:05.311	2
4	1	72	Ben BAKER (NSW)	Yamaha YZF-R3	1:05.255	4
5	1	72	Ben BAKER (NSW)	Yamaha YZF-R3	1:05.078	5
6	1	72	Ben BAKER (NSW)	Yamaha YZF-R3	1:04.865	6

The results are provisional until the end of the time limit for protests and appeals.

Chief Timekeeper - Scott Lang

Race Director - Tom Williams

Clerk of Course - Paul Hinds



www.computime.com.au
COMPUTIME RACE TIMING SYSTEMS PTY LTD





Wakefield Park Raceway

Round 3 : April 16 - 18



ASBK.COM.AU f t i y

DUNLOP SUPERSPORT 300 CHAMPIONSHIP

Race 3

Date: 18/04/21
 Event: R13
 Weather: Mostly sunny - Temp: 18.7C
 Track: Dry - Temp: 30.6C

Started at: 14:49:16
 Laps: 10
 Starters: 30
 Printed at: 15:05

PROVISIONAL LAP SHEET

No	Lap Time	Gap	No	Lap Time	Gap	No	Lap Time	Gap	No	Lap Time	Gap	No	Lap Time	Gap
Lap 1			121	1:06.248	2.815	20	1:06.050	6.768	25	1:07.268	11.695	222	1:08.448	19.312
72	1:09.916		69	1:05.853	3.025	97	1:06.652	6.997	181	1:06.819	11.791	35	1:09.153	19.711
3	1:10.962	1.046	11	1:06.373	3.487	58	1:06.933	7.686	355	1:07.803	14.742	12	1:07.865	19.780
22	1:11.262	1.346	47	1:06.439	4.065	32	1:06.566	7.811	110	1:07.846	15.252	91	1:07.651	19.868
36	1:11.339	1.423	39	1:06.686	4.962	99	1:06.305	8.149	88	1:08.679	15.571	45	1:07.919	20.495
121	1:11.794	1.878	78	1:06.664	5.222	49	1:06.535	8.837	35	1:08.223	15.636	51	1:09.657	27.059
11	1:12.341	2.425	97	1:07.316	5.723	25	1:07.043	9.682	63	1:08.076	15.790	56	1:09.464	27.743
69	1:12.399	2.483	20	1:07.000	6.096	181	1:07.304	10.227	222	1:07.692	15.942	34	1:09.228	28.025
47	1:12.853	2.937	58	1:07.214	6.131	88	1:07.794	12.147	12	1:07.971	16.993	Lap 6		
39	1:13.503	3.587	32	1:07.193	6.623	355	1:07.495	12.194	91	1:08.124	17.295	72	1:04.865	
97	1:13.634	3.718	99	1:07.672	7.222	110	1:08.747	12.661	45	1:08.201	17.654	22	1:05.822	3.777
78	1:13.785	3.869	49	1:06.872	7.680	35	1:07.608	12.668	51	1:09.763	22.480	3	1:05.734	4.528
58	1:14.144	4.228	25	1:08.404	8.017	63	1:07.918	12.969	56	1:09.519	23.357	36	1:05.700	4.899
20	1:14.323	4.407	181	1:07.837	8.301	222	1:07.737	13.505	34	1:09.595	23.875	121	1:06.044	6.100
32	1:14.657	4.741	110	1:08.191	9.292	12	1:08.572	14.277	Lap 5			69	1:05.972	6.154
99	1:14.777	4.861	88	1:08.735	9.731	91	1:08.671	14.426	72	1:05.078		11	1:05.955	6.446
25	1:14.840	4.924	355	1:08.455	10.077	45	1:08.551	14.708	22	1:05.537	2.820	39	1:06.399	8.919
181	1:15.691	5.775	63	1:08.609	10.429	51	1:09.889	17.972	3	1:06.234	3.659	47	1:06.172	9.230
49	1:16.035	6.119	35	1:09.120	10.438	56	1:09.818	19.093	36	1:05.709	4.064	20	1:06.524	12.581
88	1:16.223	6.307	12	1:08.764	11.083	34	1:09.685	19.535	121	1:06.133	4.921	78	1:06.742	12.610
110	1:16.328	6.412	91	1:09.350	11.133	Lap 4			69	1:06.122	5.047	97	1:07.158	13.084
35	1:16.545	6.629	222	1:08.936	11.146	72	1:05.255		11	1:05.997	5.356	32	1:06.116	13.858
355	1:16.849	6.933	45	1:08.698	11.535	22	1:05.796	2.361	39	1:06.054	7.385	99	1:06.387	14.203
91	1:17.010	7.094	51	1:09.797	13.461	3	1:05.700	2.503	47	1:06.355	7.923	49	1:06.296	14.472
63	1:17.047	7.131	56	1:10.468	14.653	36	1:05.799	3.433	78	1:07.900	10.733	58	1:06.869	15.199
222	1:17.437	7.521	34	1:10.425	15.228	121	1:05.893	3.866	97	1:07.453	10.791	25	1:06.868	15.674
12	1:17.546	7.630	Lap 3			69	1:05.918	4.003	20	1:07.814	10.922	181	1:06.988	15.912
45	1:18.064	8.148	72	1:05.378		11	1:05.702	4.437	32	1:07.515	12.607	88	1:07.626	21.004
51	1:18.891	8.975	22	1:05.352	1.820	39	1:06.325	6.409	99	1:07.181	12.681	110	1:07.848	21.161
56	1:19.412	9.496	3	1:05.330	2.058	47	1:06.675	6.646	49	1:08.038	13.041	355	1:07.946	21.239
34	1:20.030	10.114	36	1:05.817	2.889	78	1:06.587	7.911	58	1:08.543	13.195	63	1:07.610	21.338
Lap 2			121	1:05.791	3.228	20	1:06.673	8.186	25	1:07.054	13.671	222	1:08.165	22.612
72	1:05.311		69	1:05.693	3.340	97	1:06.674	8.416	181	1:07.076	13.789	35	1:08.072	22.918
22	1:05.811	1.846	11	1:05.881	3.990	58	1:07.299	9.730	355	1:08.494	18.158	91	1:08.026	23.029
3	1:06.371	2.106	47	1:06.539	5.226	49	1:06.499	10.081	110	1:08.004	18.178	12	1:08.770	23.685
36	1:06.338	2.450	39	1:05.755	5.339	32	1:07.614	10.170	88	1:07.750	18.243	45	1:08.300	23.930
			78	1:06.735	6.579	99	1:07.684	10.578	63	1:07.881	18.593	51	1:09.896	32.090

Scott Laing
 Chief Timekeeper - Scott Laing

Tom Williams
 Race Director - Tom Williams

Paul Hinds
 Clerk of Course - Paul Hinds





Wakefield Park Raceway

Round 3 : April 16 - 18



ASBK.COM.AU f t i y

DUNLOP SUPERSPORT 300 CHAMPIONSHIP

Race 3

Date: 18/04/21
Event: R13
Weather: Mostly sunny - Temp: 18.7C
Track: Dry - Temp: 30.6C

Started at: 14:49:16
Laps: 10
Starters: 30
Printed at: 15:05

PROVISIONAL LAP SHEET

No	Lap Time	Gap	No	Lap Time	Gap	No	Lap Time	Gap	No	Lap Time	Gap
56	1:09.672	32.550	3	1:05.939	5.907	47	1:05.702	10.862	25	1:07.663	25.186
34	1:09.651	32.811	36	1:05.967	5.967	20	1:07.007	17.546	181	1:07.746	25.226
Lap 7			69	1:04.899	6.055	97	1:06.544	17.664	88	1:07.598	30.319
72	1:05.139		11	1:06.290	8.545	78	1:06.971	17.683	63	1:07.960	30.439
22	1:05.915	4.553	121	1:06.289	8.602	49	1:06.451	18.095	355	1:07.345	30.527
3	1:05.793	5.182	39	1:05.666	10.227	99	1:07.078	18.222	35	1:07.341	31.934
36	1:05.454	5.214	47	1:05.637	10.434	32	1:06.557	18.274	91	1:08.205	34.466
69	1:05.355	6.370	20	1:06.690	15.813	181	1:07.484	22.725	222	1:08.710	34.480
11	1:06.162	7.469	78	1:06.855	15.986	25	1:07.303	22.768	45	1:08.348	35.530
121	1:06.566	7.527	97	1:06.473	16.394	58	1:07.417	22.925	12	1:08.634	35.906
39	1:05.995	9.775	99	1:06.470	16.418	63	1:07.250	27.724	110	1:09.596	44.948
47	1:05.920	10.011	49	1:06.601	16.918	88	1:07.324	27.966	51	1:09.389	48.310
20	1:06.895	14.337	32	1:06.677	16.991	355	1:07.185	28.427	56	1:09.315	48.772
78	1:06.874	14.345	181	1:07.862	20.515	35	1:06.471	29.838	34	1:13.317	53.030
97	1:07.190	15.135	25	1:08.043	20.739	222	1:07.816	31.015			
99	1:06.098	15.162	58	1:08.243	20.782	91	1:07.583	31.506			
32	1:06.809	15.528	63	1:07.504	25.748	45	1:07.959	32.427			
49	1:06.198	15.531	88	1:07.737	25.916	12	1:07.992	32.517			
58	1:07.693	17.753	355	1:07.756	26.516	110	1:08.695	40.597			
181	1:07.094	17.867	222	1:08.084	28.473	51	1:09.041	44.166			
25	1:07.375	17.910	35	1:08.122	28.641	56	1:09.058	44.702			
88	1:07.528	23.393	91	1:08.163	29.197	34	1:09.079	44.958			
63	1:07.259	23.458	45	1:08.308	29.742						
110	1:07.483	23.505	12	1:08.377	29.799	Lap 10					
355	1:07.874	23.974	110	1:18.885	37.176	72	1:05.245				
222	1:08.130	25.603	51	1:09.309	40.399	22	1:05.910	5.843			
35	1:07.954	25.733	56	1:09.385	40.918	3	1:05.819	7.006			
91	1:08.358	26.248	34	1:09.274	41.153	69	1:05.679	7.069			
12	1:08.090	26.636				36	1:06.036	7.375			
45	1:07.857	26.648	Lap 9			121	1:06.621	11.185			
51	1:09.353	36.304	72	1:05.274		11	1:06.904	11.242			
56	1:09.336	36.747	22	1:05.577	5.178	39	1:06.215	11.367			
34	1:09.421	37.093	3	1:05.799	6.432	47	1:06.079	11.696			
			36	1:05.891	6.584	20	1:07.207	19.508			
			69	1:05.854	6.635	99	1:06.610	19.587			
			11	1:06.312	9.583	78	1:07.429	19.867			
			121	1:06.481	9.809	32	1:07.341	20.370			
			39	1:05.444	10.397	58	1:07.505	25.185			

The results are provisional until the end of the time limit for protests and appeals.

Chief Timekeeper - Scott Laing

Race Director - Tom Williams

Clerk of Course - Paul Hinds



www.computime.com.au
COMPUTIME RACE TIMING SYSTEMS PTY LTD





Wakefield Park Raceway

Round 3 : April 16 - 18



DUNLOP SUPERSPORT 300 CHAMPIONSHIP

Race 3


Date: 18/04/21
 Event: R13
 Weather: Mostly sunny - Temp: 18.7C
 Track: Dry - Temp: 30.6C


Started at: 14:49:16
 Laps: 10
 Starters: 30
 Printed at: 15:05


PROVISIONAL LAP CHART

Name	Grid	1	2	3	4	5	6	7	8	9	10	Name
B. BAKER	72	72	72	72	72	72	72	72	72	72	72	B. BAKER
A. GRENFELL	36	3	22	22	22	22	22	22	22	22	22	Z. JOHNSON
Z. JOHNSON	22	22	3	3	3	3	3	3	3	3	3	C. DUNKER
Z. BUNTING	47	36	36	36	36	36	36	36	36	36	69	A. McDONALD
C. DUNKER	3	121	121	121	121	121	121	69	69	69	36	A. GRENFELL
B. DEMMERY	11	11	69	69	69	69	69	11	11	11	121	R. OUGHTRED
R. OUGHTRED	121	69	11	11	11	11	11	121	121	121	11	B. DEMMERY
C. GILMORE	78	47	47	47	39	39	39	39	39	39	39	G. NELSON
A. McDONALD	69	39	39	39	47	47	47	47	47	47	47	Z. BUNTING
P. NERLICH	97	97	78	78	78	78	20	20	20	20	20	J. NAHLOUS
L. QUINN	58	78	97	20	20	97	78	78	78	97	99	J. HATCH
J. JACOBS	16	58	20	97	97	20	97	97	97	78	78	C. GILMORE
J. HATCH	99	20	58	58	58	32	32	99	99	49	32	J. RUSSO
J. RUSSO	32	32	32	32	49	99	99	32	49	99	58	L. QUINN
J. MARINIELLO	88	99	99	99	32	49	49	49	32	32	25	B. GAWITH
J. NAHLOUS	20	25	49	49	99	58	58	58	181	181	181	L. WATERS
G. NELSON	39	181	25	25	25	25	25	181	25	25	88	J. MARINIELLO
B. GAWITH	25	49	181	181	181	181	181	25	58	58	63	C. CLEGG
V. FLEMING	35	88	110	88	355	355	88	88	63	63	355	L. BROWN
L. WATERS	181	110	88	355	110	110	110	63	88	88	35	V. FLEMING
T. AKSU	91	35	355	110	88	88	355	110	355	355	91	T. AKSU
J. FARNSWORTH	49	355	63	35	35	63	63	355	222	35	222	L. KNIGHT
Z. KINNA	7	91	35	63	63	222	222	222	35	222	45	J. PORT
C. CLEGG	63	63	12	222	222	35	35	35	91	91	12	H. SNELL
H. SNELL	12	222	91	12	12	12	91	91	45	45	110	Z. PETTENDY
Z. PETTENDY	110	12	222	91	91	91	12	12	12	12	51	S. PEZZETTA
L. BROWN	355	45	45	45	45	45	45	45	110	110	56	J. WOODS
R. MOSCARDINI	444	51	51	51	51	51	51	51	51	51	34	B. ANGELIDIS
L. KNIGHT	222	56	56	56	56	56	56	56	56	56	56	
J. WOODS	56	34	34	34	34	34	34	34	34	34	34	
J. PORT	45											
S. PEZZETTA	51											
B. ANGELIDIS	34											

The results are provisional until the end of the time limit for protests and appeals.


 Chief Timekeeper - Scott Lang


 Race Director - Tom Williams


 Clerk of Course - Paul Hinds





Wakefield Park Raceway

Round 3 : April 16 - 18



ASBK.COM.AU f t i y

DUNLOP SUPERSPORT 300 CHAMPIONSHIP

Race 3

Date: 18/04/21
 Event: R13
 Weather: Mostly sunny - Temp: 18.7C
 Track: Dry - Temp: 30.6C

Started at: 14:49:16
 Laps: 10
 Starters: 30
 Printed at: 15:05


PROVISIONAL BEST PARTIAL TIMES

Pos	Split 1		Split 2		Split 3		LAP		Ideal	Fastest
	Name	Time	Name	Time	Name	Time	Name	Time		
1	A. McDONALD	17.983	B. BAKER	23.329	B. BAKER	23.520	B. BAKER	1:04.865	1:04.865	
2	B. BAKER	18.016	A. McDONALD	23.382	A. McDONALD	23.534	A. McDONALD	1:04.899	1:04.899	
3	A. GRENFELL	18.061	Z. JOHNSON	23.444	G. NELSON	23.607	A. GRENFELL	1:05.234	1:05.454	
4	R. OUGHTRED	18.067	A. GRENFELL	23.520	C. DUNKER	23.608	Z. JOHNSON	1:05.269	1:05.352	
5	J. FARNSWORTH	18.089	C. DUNKER	23.520	A. GRENFELL	23.653	C. DUNKER	1:05.330	1:05.330	
6	J. HATCH	18.123	B. DEMMERY	23.522	Z. JOHNSON	23.657	G. NELSON	1:05.384	1:05.444	
7	J. RUSSO	18.130	Z. BUNTING	23.613	Z. BUNTING	23.748	B. DEMMERY	1:05.532	1:05.702	
8	G. NELSON	18.132	G. NELSON	23.645	R. OUGHTRED	23.750	Z. BUNTING	1:05.576	1:05.637	
9	Z. JOHNSON	18.168	C. GILMORE	23.737	J. NAHLOUS	23.750	R. OUGHTRE	1:05.698	1:05.791	
10	J. NAHLOUS	18.174	P. NERLICH	23.815	B. DEMMERY	23.766	J. RUSSO	1:05.892	1:06.116	
11	C. DUNKER	18.202	J. RUSSO	23.817	C. GILMORE	23.840	C. GILMORE	1:05.904	1:06.587	
12	Z. BUNTING	18.215	J. HATCH	23.848	L. WATERS	23.904	J. HATCH	1:05.924	1:06.098	
13	B. DEMMERY	18.244	R. OUGHTRED	23.881	V. FLEMING	23.911	J. NAHLOUS	1:05.930	1:06.050	
14	C. GILMORE	18.327	V. FLEMING	23.885	J. RUSSO	23.945	J. FARNSWO	1:06.102	1:06.198	
15	P. NERLICH	18.370	L. QUINN	23.977	J. HATCH	23.953	P. NERLICH	1:06.320	1:06.473	
16	L. WATERS	18.426	J. NAHLOUS	24.006	J. FARNSWORTH	23.953	V. FLEMING	1:06.359	1:06.471	
17	L. BROWN	18.457	B. GAWITH	24.057	J. MARINIELLO	24.007	L. WATERS	1:06.556	1:06.819	
18	Z. PETTENDY	18.463	J. FARNSWORTH	24.060	B. GAWITH	24.082	L. QUINN	1:06.655	1:06.869	
19	J. MARINIELLO	18.488	T. AKSU	24.136	P. NERLICH	24.135	B. GAWITH	1:06.714	1:06.868	
20	L. QUINN	18.490	L. WATERS	24.226	L. BROWN	24.162	J. MARINIELL	1:06.759	1:07.324	
21	V. FLEMING	18.563	J. MARINIELLO	24.264	L. QUINN	24.188	L. BROWN	1:07.021	1:07.185	
22	B. GAWITH	18.575	C. CLEGG	24.265	C. CLEGG	24.206	C. CLEGG	1:07.134	1:07.250	
23	H. SNELL	18.639	Z. PETTENDY	24.392	L. KNIGHT	24.258	Z. PETTENDY	1:07.214	1:07.483	
24	C. CLEGG	18.663	L. KNIGHT	24.396	Z. PETTENDY	24.359	T. AKSU	1:07.297	1:07.583	
25	J. PORT	18.674	L. BROWN	24.402	T. AKSU	24.446	L. KNIGHT	1:07.516	1:07.692	
26	T. AKSU	18.715	H. SNELL	24.403	H. SNELL	24.511	H. SNELL	1:07.553	1:07.865	
27	L. KNIGHT	18.862	J. PORT	24.439	J. PORT	24.527	J. PORT	1:07.640	1:07.857	
28	J. WOODS	19.013	S. PEZZETTA	24.693	B. ANGELIDIS	24.701	B. ANGELIDIS	1:08.614	1:09.079	
29	B. ANGELIDIS	19.153	B. ANGELIDIS	24.760	S. PEZZETTA	24.836	S. PEZZETTA	1:08.883	1:09.041	
30	S. PEZZETTA	19.354	J. WOODS	25.155	J. WOODS	24.856	J. WOODS	1:09.024	1:09.058	

The results are provisional until the end of the time limit for protests and appeals.


 Chief Timekeeper - Scott Laing


 Race Director - Tom Williams


 Clerk of Course - Paul Hinds



www.computime.com.au
 COMPUTIME RACE TIMING SYSTEMS PTY LTD





Wakefield Park Raceway

Round 3 : April 16 - 18



ASBK.COM.AU f t i y

AUSTRALIAN SUPERSPORT 300 CHAMPIONSHIP PROVISIONAL ROUND POINTS

AUSTRALIAN SUPERSPORT 300 CHAMPIONSHIP

Pos	No	Name	Machine	Rnd 3 Pole	Rnd 3 Race 1	Rnd 3 Race 2	Rnd 3 Race 3	Total
1	72	Ben BAKER	Yamaha	1	25	25	25	76
2	22	Zackary JOHNSON	Kawasaki		20	20	20	60
3	69	Archie McDONALD	Yamaha		17	17	17	51
4	3	Cameron DUNKER	Yamaha		15	16	18	49
5	121	Reece OUGHTRED	Yamaha		18	15	15	48
6	36	Angus GRENFELL	Yamaha		7	18	16	41
7	11	Brandon DEMMERY	Yamaha		13	14	14	41
8	39	Glenn NELSON	Yamaha		16	12	13	41
9	20	Jonathan NAHLOUS	Yamaha		11	13	11	35
10	78	Caleb GILMORE	Yamaha		14	11	9	34
11	47	Zylas BUNTING	Kawasaki		6	10	12	28
12	99	Jacob HATCH	Yamaha		8	4	10	22
13	97	Peter NERLICH	Kawasaki		12	9		21
14	58	Lucas QUINN	Yamaha		10	1	7	18
15	32	Jai RUSSO	Yamaha			8	8	16
16	49	Jake FARNSWORTH	Kawasaki		9	6		15
17	25	Brodie GAWITH	Yamaha		5		6	11
18	88	Joseph MARINIELLO	Kawasaki			7	4	11
19	181	Liam WATERS	Yamaha			5	5	10
20	63	Clay CLEGG	Yamaha		3		3	6
21	110	Zakary PETTENDY	Yamaha		4	2		6
22	355	Laura BROWN	Yamaha			3	2	5
23	35	Varis FLEMING	Yamaha		1		1	2
24	91	Taiyo AKSU	Yamaha		2			2

Scott Lang
Chief Timekeeper - Scott Lang

Tom Williams
Race Director - Tom Williams

Paul Hinds
Clerk of Course - Paul Hinds



www.computime.com.au
COMPUTIME RACE TIMING SYSTEMS PTY LTD





Wakefield Park Raceway

Round 3 : April 16 - 18



ASBK.COM.AU f t i y

AUSTRALIAN SUPERSPORT 300 CHAMPIONSHIP PROVISIONAL PROGRESSIVE CHAMPIONSHIP POINTS

AUSTRALIAN SUPERSPORT 300 CHAMPIONSHIP

Pos	No	Name	Machine	Rnd 2 Wint	Rnd 3 Pole	Rnd 3 Race 1	Rnd 3 Race 2	Rnd 3 Race 3	Total
1	72	Ben BAKER	Yamaha	60	1	25	25	25	136
2	22	Zackary JOHNSON	Kawasaki	41		20	20	20	101
3	121	Reece OUGHTRED	Yamaha	50		18	15	15	98
4	3	Cameron DUNKER	Yamaha	37		15	16	18	86
5	50	Carter THOMPSON	Yamaha	76					76
6	78	Caleb GILMORE	Yamaha	41		14	11	9	75
7	11	Brandon DEMMERY	Yamaha	33		13	14	14	74
8	59	Tom DRANE	Yamaha	54					54
9	69	Archie McDONALD	Yamaha			17	17	17	51
10	39	Glenn NELSON	Yamaha	10		16	12	13	51
11	88	Joseph MARINIELLO	Kawasaki	40			7	4	51
12	97	Peter NERLICH	Kawasaki	26		12	9		47
13	99	Jacob HATCH	Yamaha	24		8	4	10	46
14	36	Angus GRENFELL	Yamaha			7	18	16	41
15	20	Jonathan NAHLOUS	Yamaha	5		11	13	11	40
16	47	Zylas BUNTING	Kawasaki	11		6	10	12	39
17	58	Lucas QUINN	Yamaha	15		10	1	7	33
18	49	Jake FARNSWORTH	Kawasaki	16		9	6		31
19	16	James JACOBS	Kawasaki	28					28
20	95	Matthew RINDEL	Yamaha	28					28
21	63	Clay CLEGG	Yamaha	20		3		3	26
22	110	Zakary PETTENDY	Yamaha	17		4	2		23
23	32	Jai RUSSO	Yamaha				8	8	16
24	25	Brodie GAWITH	Yamaha	3		5		6	14
25	181	Liam WATERS	Yamaha				5	5	10
26	355	Laura BROWN	Yamaha	4			3	2	9
27	7	Zane KINNA	Yamaha	7					7
28	91	Taiyo AKSU	Yamaha	2		2			4
29	35	Varis FLEMING	Yamaha			1		1	2
30	12	Henry SNELL	Yamaha	1					1

Scott Laing
Chief Timekeeper - Scott Laing

Tom Williams
Race Director - Tom Williams

Paul Hinds
Clerk of Course - Paul Hinds



www.computime.com.au
COMPUTIME RACE TIMING SYSTEMS PTY LTD






Wakefield Park Raceway

Round 3 : April 16 - 18



ASBK.COM.AU    

DUNLOP SUPERSPORT 300 CHAMPIONSHIP

Race 3


Date: 18/04/21
Event: R13
Weather: Mostly sunny - Temp: 18.7C
Track: Dry - Temp: 30.6C

Started at: 14:49:16
Laps: 10
Starters: 30
Printed at: 15:05

PROVISIONAL RACE INFORMATION

Time	Description
14:45:02	Pit exit open - closes in 1:00
14:46:23	BIKES ON GRID
14:47:16	WARM UP LAP STARTED
14:49:16	Event Start
14:52:55	Race Direction: Start is under investigation
14:53:45	NO JUMP STARTS
14:54:55	TRACK TEMPS: Finish: 30.6C / Int 1 - 30.1C / Int 2- 27.0C
15:00:12	Chequered Flag
15:00:56	Rider 49 (Jake FARNSWORTH) CRASHED TURN 8 - RIDER UP
15:01:40	Rider 97 (Peter NERLICH) CRASHED TURN 9 - RIDER UP
15:02:33	Event Finish


The results are provisional until the end of the time limit for protests and appeals.



Chief Timekeeper - Scott Lang



Race Director - Tom Williams



Clerk of Course - Paul Hinds



www.computime.com.au
COMPUTIME RACE TIMING SYSTEMS PTY LTD

